

基本規格 SPECIFICATIONS

MRF-03 Series		
最大工作壓力 Maximum Pressure	bar	210 (3000 PSI)
最大壓力設定範圍 Max. Pressure Setting	bar	70, 140, 210 (1000, 2000, 3000 PSI)
最大流量 Rated Flow	LPM	70 (18.50 GPM)
重量 Weight	型式 Code P, A, B	Kgs 3.3 (7.3 Lbs)
	型式 Code C, D	3.7 (8.2 Lbs)
液壓油品 Fluid Type	-	礦物性、耐磨性 Mineral, Anti-Wear
黏度範圍 Viscosity	cSt	10 ~ 400 (59 ~ 1854 SSU)
使用溫度 Operating Temperature	°C	-15 ~ 70 (-5 ~ 158°F)
清潔度 Contamination Level		$\beta_{10} \geq 75$, NAS 12 級以內 Under NAS Class 12, 25 μ
表面處理 Surface Treatment		磷酸鹽皮膜處理 Zinc Phosphate Compound

型號說明 HOW TO ORDER

MRF - 03 P - 2 -30 -K - A

① ② ③ ④ ⑤ ⑥ ⑦

① 閥系列 VALVE SERIES:

MRF= 疊加式調壓閥
 Modular Relief Valve

② 通稱口徑

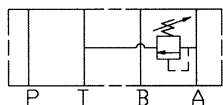
SUBPLATE MOUNTING SIZE:

03= 通稱 Nominal 3/8" (9 mm)
 ISO CETOP5
 DIN NG 10
 NFPA D05

③ 控制迴路 CONTROL PORT(S)

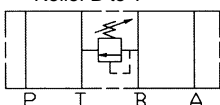
A= A 迴路控制

Relief A to T



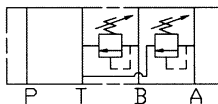
B= B 迴路控制

Relief B to T



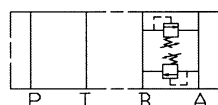
C= A、B 串聯迴路控制

Relief A, B to T



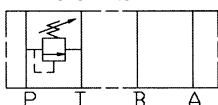
D= A、B 並聯迴路控制

Relief Crossover



P= P 迴路控制

Relief P to T



④ 壓力調整範圍

ADJUSTMENT PRESSURE

1=8 to 70 bar (115 to 1000 PSI)
 2=35 to 140 bar (500 to 2000 PSI)
 3=70 to 210 bar (1000 to 3000 PSI)

⑤ 設計型號 DESIGN NO.

⑥ 調整桿型式 ADJUSTMENT

省略 = 標準 ; 內六角調整
 Omit= Standard; Hex. Screw with Nut
 K= 旋鈕調整 Knob

⑦ 調整桿方向 ORIENTATION

省略 = 標準 ; 調整桿在 B 側
 Omit= Standard; B Orientation
 A= 調整桿在 A 側
 A Orientation

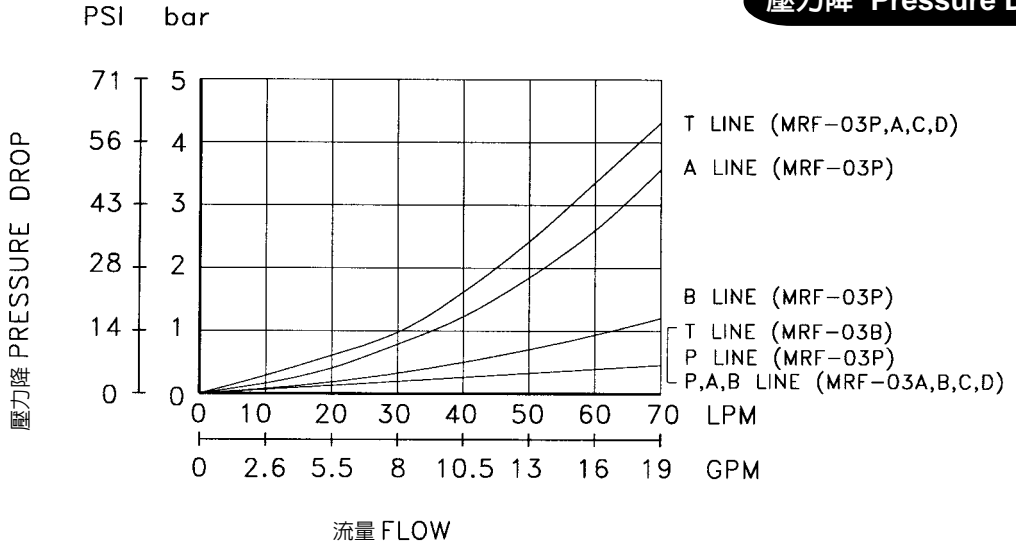
特性曲線 PERFORMANCE

測試條件 Test Conditions

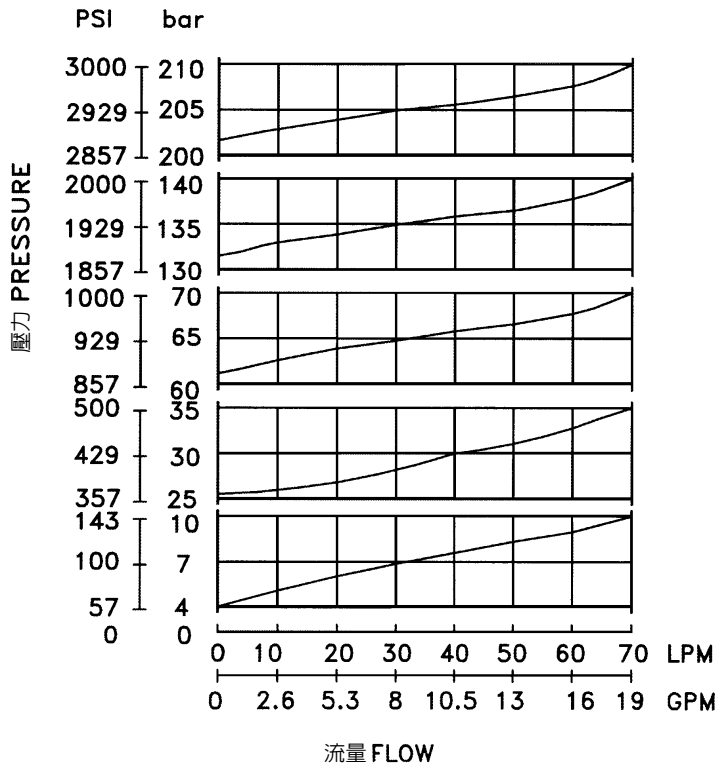
溫度 Oil Temperature: 50°C (122°F)

黏度 Viscosity: 35 cSt (163 SSU)

壓力降 Pressure Drop



溢流—負載特性曲線 Override Characteristics



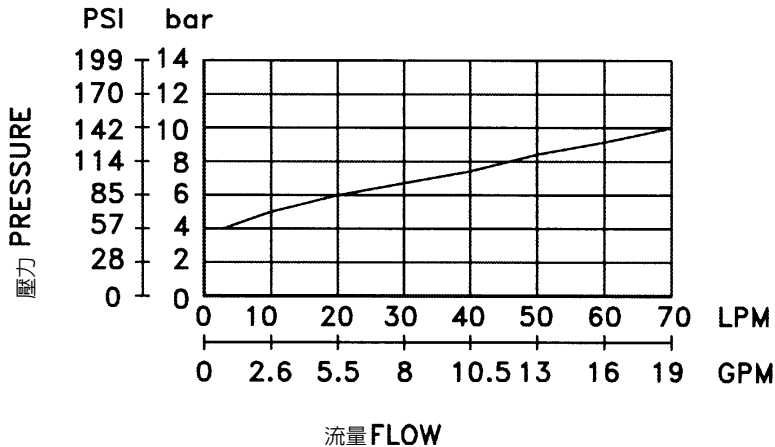
特性曲線 PERFORMANCE

測試條件 Test Conditions

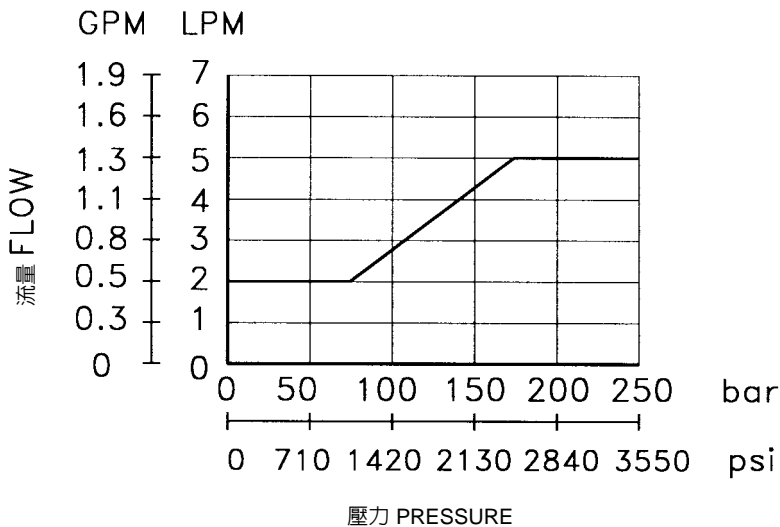
溫度 Oil Temperature: 50°C (122°F)

黏度 Viscosity: 35 cSt (163 SSU)

最小調整壓力特性曲線 Minimum Adjustment Pressure



最小流量特性曲線 Minimum Flow Characteristics



壓力設定：

調整螺絲或把手順時針方向調整為壓力增加，逆時針方向調整為壓力減弱，壓力調整後請鎖緊六角螺帽或塑膠安裝螺帽。

Pressure Setting

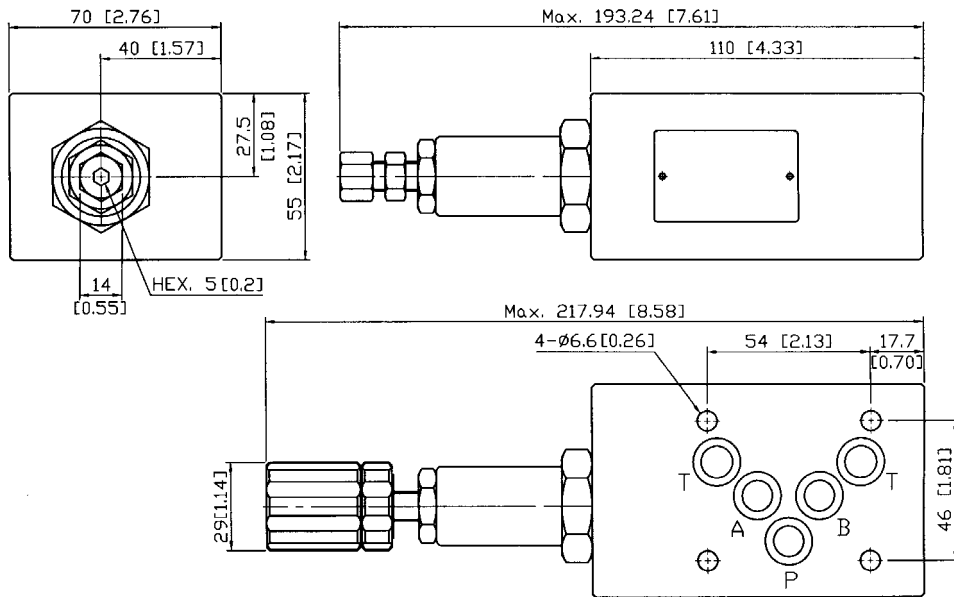
Facing to adjustment screw or knob, clockwise increasing pressure, counterclockwise decreasing pressure.

Please tighten hex. nut or plastic setting nut after pressure adjusted.

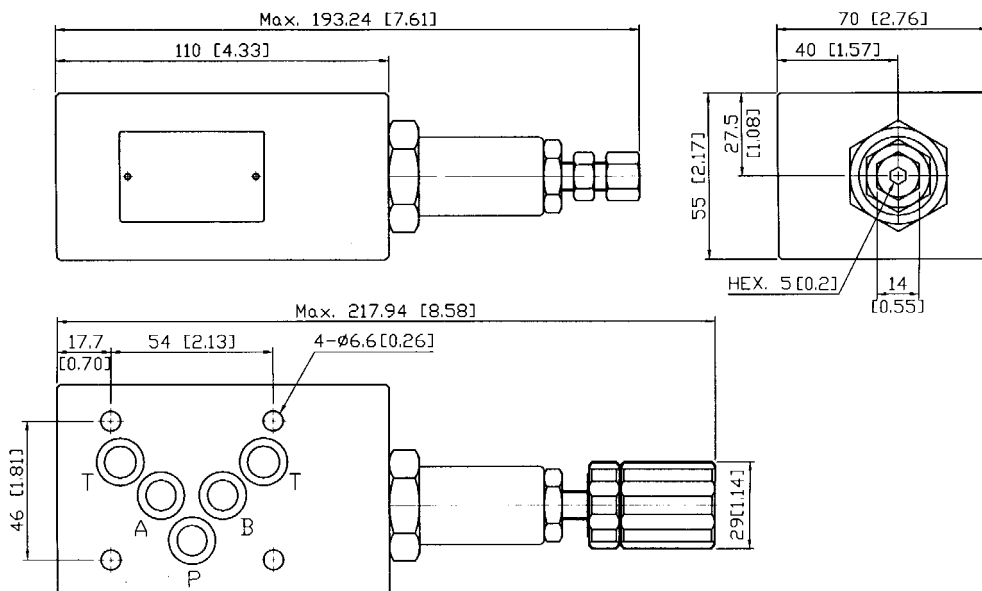
單位 Unit:mm[inch]

外型尺寸 DIMENSIONS

MRF-03P/A/B (A)



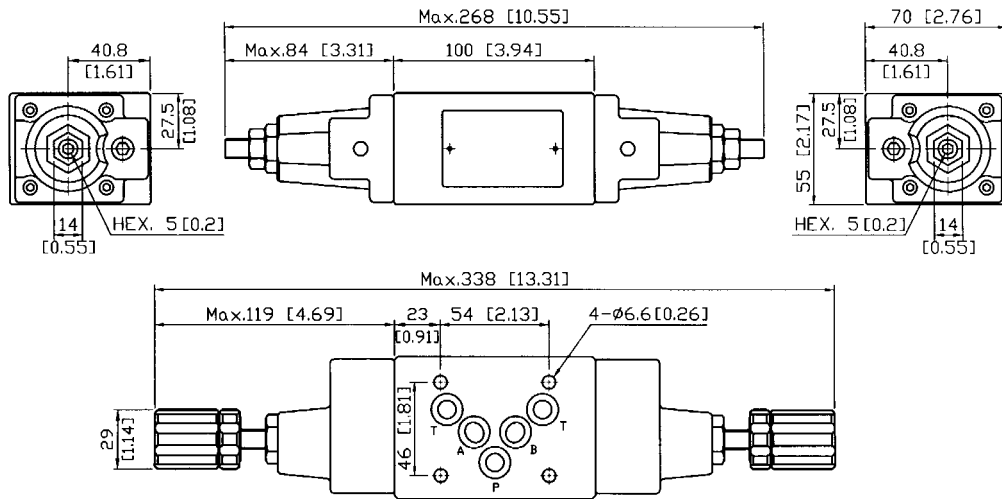
MRF-03P/A/B (B)



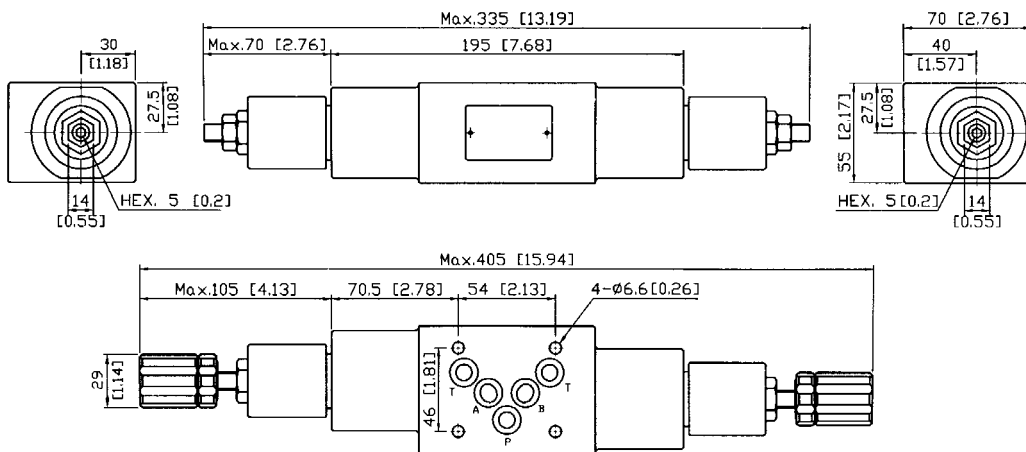
單位 Unit:mm[inch]

外型尺寸 DIMENSIONS

MRF-03C

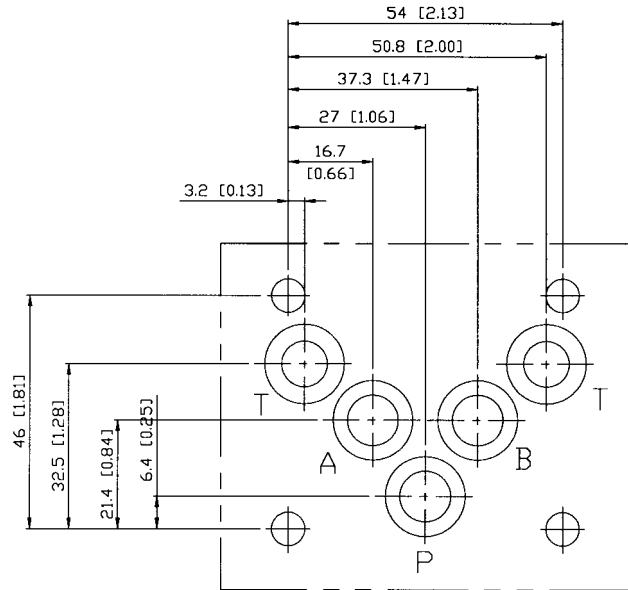


MRF-03D



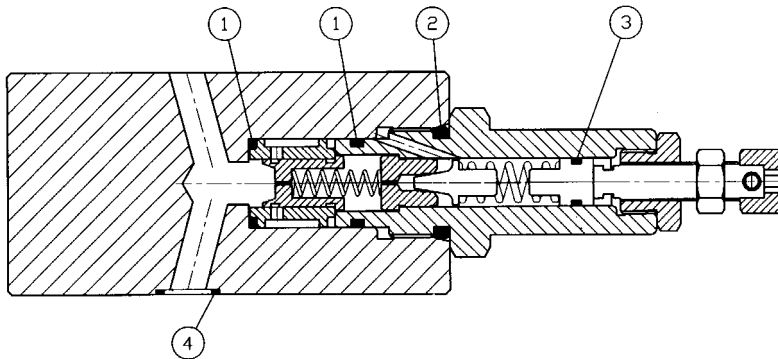
按裝面 Mounting Interface :

ISO 4401-AC-05-4-A



密封件 SEAL KITS

MRF-03



No.	種類 Description	數量 Q'ty	型號 Specification
1	O 型環 O-ring	2	P18 HS70
2	O 型環 O-ring	1	P22A HS70 °
3	O 型環 O-ring	1	P9 HS70
4	O 型環 O-ring	5	AS568-014 HS90